

THE LEICESTERSHIRE COUNTY COUNCIL
(THE DISTRICT OF NORTH WEST LEICESTERSHIRE)
CONSOLIDATION ORDER 2017(CHURCH LANE, WHITWICK AND SWANNINGTON)
(AMENDMENT 6) ORDER 2018

The Leicestershire County Council ("the Council") in exercise of its powers under Sections 1, 2, 4, 5, 32, 35, 45, 46, 47, 49 and Part IV of Schedule 9 of the Road Traffic Regulation Act 1984 ("the Act") as amended, and of all other enabling powers and after consultation with the Chief Officer of Police in accordance with Part III of Schedule 9 of the Act hereby makes the following Order:-

1. This Order shall come into operation on the fourth day of June 2018 and may be cited as the "The Leicestershire County Council (The District of North West Leicestershire) Consolidation Order 2017 (Church Lane, Whitwick and Swannington)(Amendment 6) Order 2018"
2. The "Leicestershire County Council (North West Leicestershire District) Consolidation Order 2017" is hereby amended by the plan(s) specified in the First Schedule to this Order and with the inclusion of the plan(s) specified in the Second Schedule, attached hereto.

FIRST SCHEDULE
Plan(s) to be amended

<Plan Number>

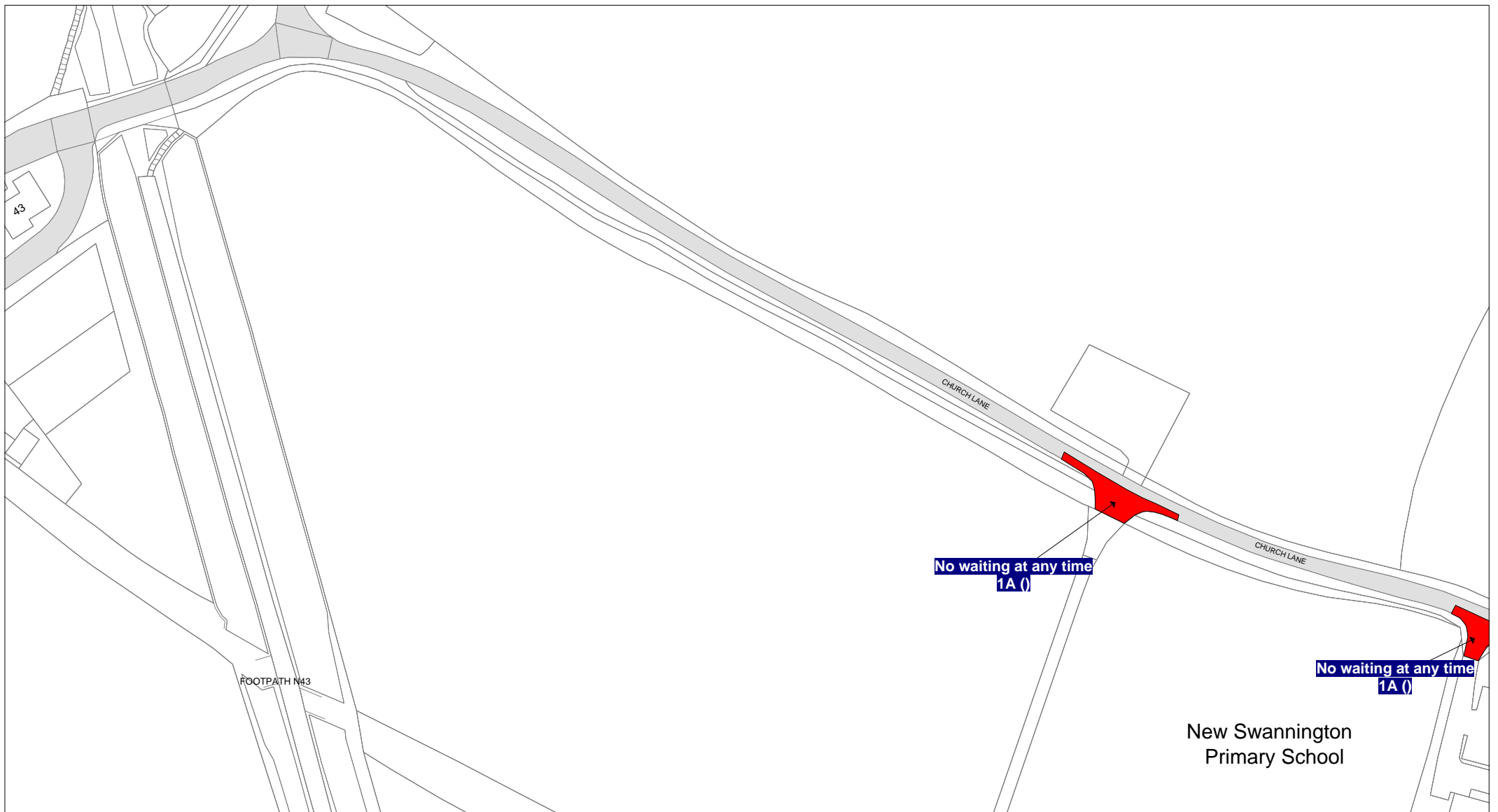
SECOND SCHEDULE
New Plan(s)

GI49 – Swannington
GI50 – Swannington / Whitwick

THE COMMON SEAL of THE)
LEICESTERSHIRE COUNTY COUNCIL)
was hereunto affixed this thirtieth day of)
May 2018 in the presence of)



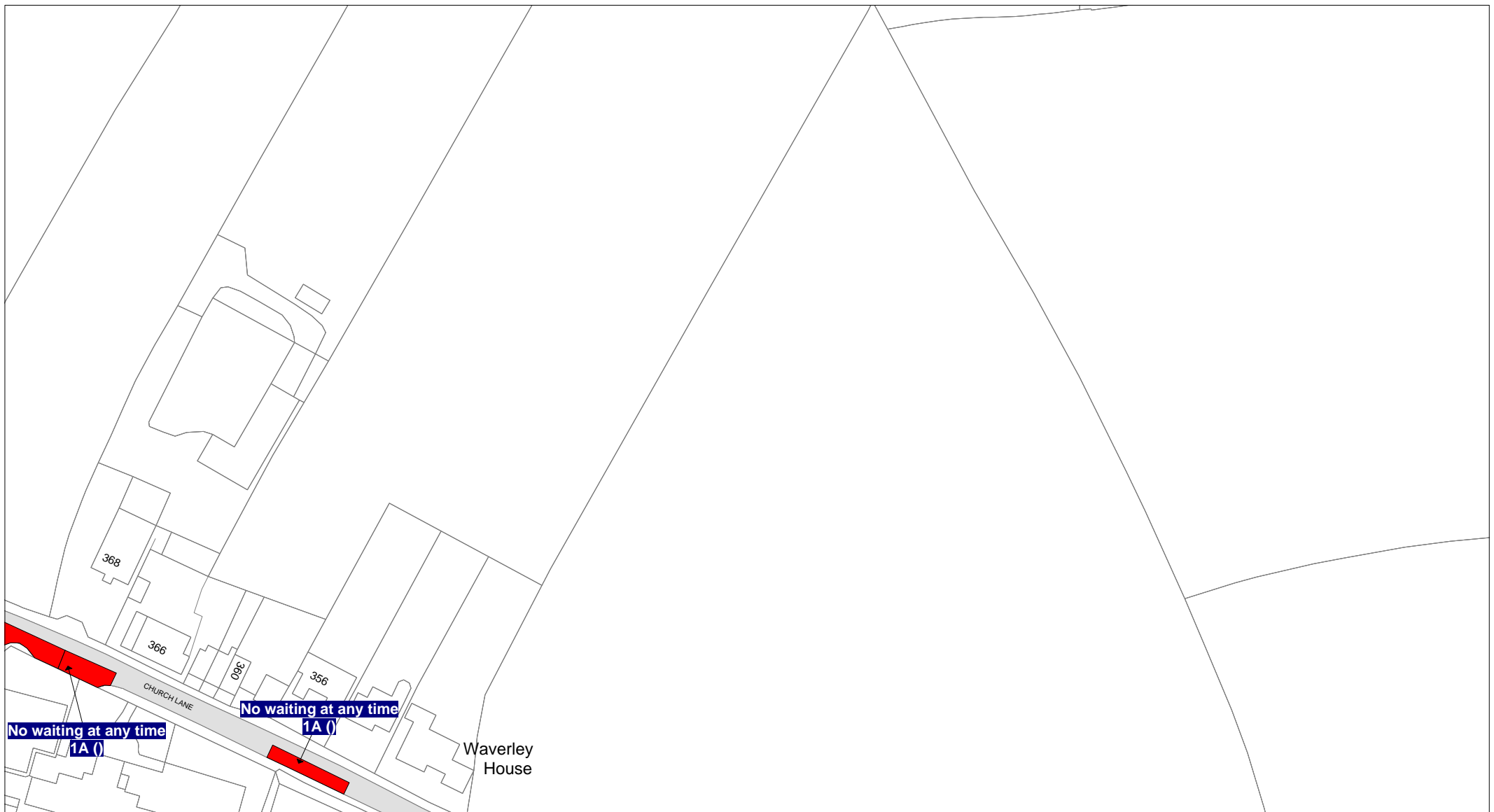
34659 (a)



Tile Ref: G149

© Crown copyright. All rights reserved
 Leicestershire County Council
 Licence No. 100019271 2017







SCALE	1 : 1250
DATE	13/12/2017
DRAWING No.	
DRAWN BY	







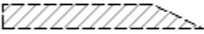



















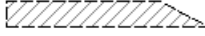


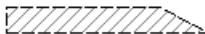


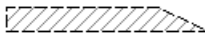




Tile Ref: G150

© Crown copyright. All rights reserved
 Leicestershire County Council
 Licence No. 100019271 2017








































SCALE	1 : 1250
DATE	13/12/2017
DRAWING No.	
DRAWN BY	



















	7A: Ambulance Parking Place		MR505: No waiting Thurs / Disabled Parking Fri-Weds 8am-6pm		4L: Limited waiting 2 hours no return within 1 hour Mon-Fri 8am-5pm
	7B: Bus Parking Place		4S: Limited waiting 1 hour no return within 1 hour 8am-6pm		4J: Limited waiting 2 hours no return within 1 hour Mon-Fri 8am-6pm
	7C: Bus Parking Place 2 hours no return for 1 hour		4K: Limited waiting 1 hour no return within 1 hour Fri-Weds 8am-6pm		4X: Limited waiting 2 hours no return within 1 hour Mon-Fri 8am-6pm Partial Footway Parking
	5A: Disabled Parking		4M: Limited waiting 1 hour no return within 1 hour Mon-Fri 8am-5pm		4Q: Limited waiting 2 hours no return within 1 hour Mon-Fri 9am-5pm
	5B: Disabled Parking 3 hours no return within 1 hour		4R: Limited waiting 1 hour no return within 1 hour Mon-Fri 8am-6pm		4V: Limited waiting 2 hours no return within 1 hour Mon-Sat 8am-6pm
	5J: Disabled Parking 3 hours no return within 1 hour 10am-4pm		4H: Limited waiting 1 hour no return within 1 hour Mon-Fri 9am-5pm		6C: Limited waiting 2 hours no return within 1 hour Mon-Sat 8am-6pm 01 Oct - 31 May except resident's parking permit holders
	5C: Disabled Parking 3 hours no return within 1 hour Mon-Fri 8am-5pm		4Y: Limited waiting 1 hour no return within 1 hour Mon-Sat 3pm-6pm		6D: Limited waiting 2 hours no return within 1 hour Mon-Sat 8am-6pm except resident's parking permit holder
	5D: Disabled Parking 3 hours no return within 1 hour Mon-Sat 8am-6pm		4G: Limited waiting 1 hour no return within 1 hour Mon-Sat 8am-6pm		4U: Limited waiting 2 hours no return within 1 hour Mon-Sat 9am-4.30pm
	5E: Disabled Parking 3 hours no return within 1 hour Sun - Wed & Fri		6A: Limited waiting 1 hour no return within 1 hour Mon-Sat 8am-6pm 01 Oct - 31 May except resident's parking permit holders		6E: Limited waiting 20 mins no return within 3 hours Mon-Sat 8am-6pm except resident's parking permit holder
	5F: Disabled Parking Fri-Weds 8am-6pm		6B: Limited waiting 1 hour no return within 1 hour Mon-Sat 8am-6pm except resident's parking permit holders		4C: Limited waiting 30 mins no return within 1 hour 8am-6pm
	5G: Disabled Parking Mon-Sat 8am-6pm		4N: Limited waiting 2 hours no return within 1 hour 8am-6pm		4A: Limited waiting 30 mins no return within 1 hour Mon-Fri 8am-6pm
	MR585: Loading Only 4pm-midnight and midnight-10am / Disabled Parking 3 hours no return within 1 hour 10am-4pm				
	MR582: Disabled Parking 3 hours no return within 1 hour Sun - Wed & Fri / No waiting Thurs & Sat				

MAP LEGEND

	6F: Limited waiting 30 mins no return within 1 hour Mon-Fri 9am-4pm except resident's parking permit holders		MR563: Limited waiting 2 hours no return within 1 hour Mon-Sat 9am-4.30pm / No waiting / No Loading Mon-Sat 7.30am-9am and 4.30pm-6pm		7L: Loading Only 5am-8am
	4B: Limited waiting 30 mins no return within 1 hour Mon-Sat 8am-6pm		MR610: Limited waiting 1 hour no return within 1 hour Mon-Sat 8am-6pm / No stopping except taxis 6pm-midnight and midnight-8am		7M: Loading Only 6am-6pm
	4T: Limited waiting 30 mins no return within 30 mins Mon-Sat 8am-6pm		7W: Goods vehicles loading only 30 minutes no return for 30 mins Mon-Sat 9am-3pm		7N: Loading Only at any time
	4W: Limited waiting 30 mins no return within 30 mins Mon-Sat 8am-6pm Partial Footway Parking		7D: Goods vehicles loading only 6am-6pm		7P: Loading Only Mon-Fri 10am-4pm
	4P: Limited waiting 4 hours no return for 12 hours		7E: Goods vehicles loading only Mon-Sat 6am-6pm		7Q: Loading Only Mon-Sat 8am-6pm
	4F: Limited waiting 40 mins no return within 1 hour Mon-Sat 8am-6pm		7F: Goods vehicles loading only Mon-Sat 8am-6pm		MR607: Loading Only Mon-Fri 10am-4pm / No waiting / No Loading Mon-Fri midnight-10am and 4pm-midnight and Sat Sun
	4D: Limited waiting 40 mins no return within 20 mins		7G: Loading Only 30 mins no return for 1 hour Mon-Sat 8am-6pm		MR625: Loading Only 30 minutes no return for 30 minutes 6am-6pm / No stopping except taxis 6pm-midnight and midnight-6am
	4E: Limited waiting 40 mins no return within 20 mins Mon-Sat 8am-6pm		7H: Loading Only 30 minutes no return for 30 minutes		MR608: No stopping except taxis 6pm-midnight and midnight-6am / Goods vehicles loading only 6am-6pm
	MR616: Limited waiting 1 hour no return within 1 hour Mon-Sat 3pm-6pm / Goods vehicles loading only 30 minutes no return for 30 mins Mon-Sat 9am-3pm		7Y: Loading Only 30 minutes no return for 30 minutes 6am-6pm		MR576: No stopping except taxis 6pm-midnight and midnight-6am / Loading Only 6am-6pm
	MR623: Loading Only 30 minutes no return for 30 minutes Mon-Sat 9am-3pm / Limited waiting 1 hour no return within 1 hour Mon-Sat 3pm-6pm		7J: Loading Only 30 minutes no return for 30 minutes 8am-6pm		MR602: No stopping except taxis 6pm-midnight and midnight-8am / Goods vehicles loading only Mon-Sat 8am-6pm
	MR506: Limited waiting 1 hour no return within 1 hour Fri-Weds 8am-6pm / No waiting Thurs		7Z: Loading Only 30 minutes no return for 30 minutes Mon-Sat 9am-3pm		MR579: No stopping except taxis 8am-midnight and midnight-5am / Loading Only 5am-8am
			7K: Loading Only 4pm-midnight and midnight-10am		2C: No waiting 8am-6pm

MAP LEGEND

	2N: No waiting by any heavy goods vehicles over 7.5t 7pm-midnight and midnight-7am		3G: No waiting / No Loading Mon-Sat 7.30am-9am and 4.30pm-6pm		9B: Parking Place Solo Motorcycles
	2R: No waiting by buses Mon-Fri 9am-5pm		MR587: Residents Permit Holders Only midnight-8am and 6pm-midnight and Sun / No waiting Mon-Sat 8am-6pm		PED2: Pedestrian & Cycle Zone
	2P: No waiting Mon-Fri 10am-4pm		1A: No waiting at any time		PED1: Pedestrian & Cycle Zone (Except for access to off street premises)
	2G: No waiting Mon-Fri 7.30am-9am and 3pm-6pm		1B: No waiting at any time on verges		PED6: Pedestrian & Cycle Zone (Except for loading (midnight - 10am & 4pm - midnight))
	2J: No waiting Mon-Fri 7.30am-9am and 4.30pm-6pm		3D: No waiting at any time / No loading 7pm-midnight and midnight-7am		PED3: Pedestrian & Cycle Zone (Except for loading)
	2B: No waiting Mon-Fri 8am-5pm		3C: No waiting at any time / No loading Mon-Fri 7.30am-9am and 4.30pm-6pm		PED5: Pedestrian & Cycle Zone Sun - Wed & Fri midnight-10am and 4pm-midnight and Thurs & Sat midnight-2am and 8pm-midnight (Except for loading)
	2D: No waiting Mon-Fri 8am-6pm		3E: No waiting at any time / No loading Mon-Sat 10am-4pm		MR593: Pedestrian & Cycle Zone Sun - Wed & Fri midnight-10am and 4pm-midnight and Thurs & Sat midnight-2am and 8pm-midnight (Except for loading) / Pedestrian Zone Sun - Wed & Fri 10am-4pm and Thurs & S 2am-8pm
	2H: No waiting Mon-Fri 9am-5pm		3K: No waiting at any time / No loading Mon-Sat 7.30am-9am		
	2F: No waiting Mon-Sat 6am-6pm		3B: No waiting at any time / No loading Mon-Sat 7.30am-9am and 4.30pm-6pm		PED9: Pedestrian Zone (Except for loading & access (midnight - 10am & 4pm - midnight))
	2K: No waiting Mon-Sat 7.30am-9am and 4.30pm-6pm		3F: No waiting at any time / No loading Tues & Fri		PED8: Pedestrian Zone (Except for loading (midnight - 10am & 4pm - midnight))
	2A: No waiting Mon-Sat 8am-6pm		3A: No waiting at anytime / No loading at any time		PED7: Pedestrian Zone (Except for loading by permit holders (midnight - 10am & 4pm - midnight))
	2M: No waiting Thurs		9A: Parking Place		PED4: Pedestrian Zone Sun - Wed & Fri 10am-4pm and Thurs & Sat 2am-8pm
	2L: No waiting Thurs & Sat		9C: Parking Place Partial Footway Parking		
	3H: No waiting / No Loading Mon-Fri midnight-10am and 4pm-midnight and Sat & Sun				
	3J: No waiting / No Loading Mon-Sat 7.30am-9am				

- | | | | |
|---|--|---|---|
|  | 6L: Residents Permit Holders Only |  | 7U: No stopping except taxis 8am-midnight and midnight-5am |
|  | 6M: Residents Permit Holders Only midnight-8am and 6pm-midnight and Sun |  | 7V: No stopping except taxis 9pm-midnight and midnight-2am |
|  | 6N: Residents Permit Holders Only Partial Footway Parking |  | 7X: No stopping except taxis midnight-5am |
|  | Permit Parking Zone | | |
|  | 6G: Residents Parking Zone (In marked bays) | | |
|  | 6H: Residents Parking Zone Mon-Fri | | |
|  | 6J: Residents Parking Zone Mon-Sat 8am-6pm | | |
|  | 6K: Residents Parking Zone Mon-Sat 8am-6pm 01 Oct - 31 May | | |
|  | 6P: Workplace Parking Zone Mon-Fri | | |
|  | 2Q: Restricted Parking Zone (No waiting at anytime) | | |
|  | 8A: School keep clear | | |
|  | 8B: School keep clear Mon-Fri 8am-5pm | | |
|  | 7R: No stopping except taxis | | |
|  | 7S: No stopping except taxis 6pm-midnight and midnight-6am | | |
|  | 7T: No stopping except taxis 6pm-midnight and midnight-8am | | |